



TRINITY
GRACE
CHURCH

PRESCHOOL ACTIVITY GUIDE

SUNDAY, MAY 17, 2020

INTRODUCTION

Following the leader is definitely something preschoolers love and understand. What they need to learn is that throughout life there will be countless choices of leaders they can follow. We want them to know who the best leader is to follow. And that is Jesus! Jesus is the best leader we can follow!

BIBLE STORY

God loves me no matter what.

PRODIGAL SON

LUKE 15:11-24

MEMORY VERSE

“Nothing at all can separate us
From God’s love.”

ROMANS 8:39, NIRV

KEY QUESTION

Who loves you?

BOTTOM LINE

God loves me.

BASIC TRUTH

God loves me.

QUESTIONS?

Contact us with any questions you have about this activity guide. Please note, we can best support you during the week (Monday thru Friday). No question is too big or too small. We’re here to help! With love, Elisa Booker and Danielle Swink.

Lemonade Stand

Parent Cue • Preschool • Week of May 17th



Have fun learning and playing with your preschooler.

First, watch this video:

<https://bit.ly/LemonadeStandWeek3>

Then, follow up with the fun activities below!

BIBLE STORY

Prodigal Son
(Luke 15:11-24)

REMEMBER THIS

"Nothing at all can ever separate us from God's love."
Romans 8:39, NIV

SAY THIS

Who loves you?
God loves me.

Activity: Emotions

WHAT YOU NEED:

Paper plates, marker

WHAT YOU DO:

Draw different emotion faces (like emojis) on the paper plates. Hold up the different prepared faces and talk about what makes you sad, happy, scared, or excited. Ask your child what makes him feel those emotions. Remind your child that God loves us no matter what.

WHAT YOU SAY:

"God loves us when we are happy, sad, excited, or scared. God loves us all the time. **Who loves you? God loves me.**"

Prayer


"Dear God, thank You for the story of this son. Even when he messed up, the Father forgave him because he loved him. Thank You for loving us, no matter what! We love You! In Jesus' name we pray, amen."



PARENT
CUE

Download the Free Parent Cue App
AVAILABLE FOR IOS AND ANDROID DEVICES

©2020 THE RE-THINK GROUP, INC.
ALL RIGHTS RESERVED.



PRELUDE SOCIAL WORSHIP STORY GROUPS HOME

15 MINUTES

BIBLE STORY

God loves me no matter what.

**PRODIGAL SON
LUKE 15:11-24**



MOVE

an activity that uses a preschooler's natural desire to move to help them learn

MEMORY VERSE

"Nothing at all can separate us from God's love."

ROMANS 8:39, NIRV

KEY QUESTION

Who loves you?

BOTTOM LINE

God loves me.

BASIC TRUTH

God loves me.

1. HEART HOPSCOTCH

WHAT YOU NEED: "God Loves Me Hearts" Activity Page, cardstock, and contact paper

WHAT YOU DO:

BEFORE THE ACTIVITY: Copy the "God Loves Me Hearts" Activity Pages onto cardstock and cut out. Lay hearts out on the floor of your activity area. Space out the hearts so that your preschoolers can hop from one to the other. Use the contact paper to secure the hearts to the floor and provide durability as they hop. You may choose to make more than one copy of the pages and create a longer path.

DURING THE ACTIVITY: Gather the children to line up at the start of your path. Point out the words on the hearts and read them aloud. Encourage the children to take turns hopping along the path, one at a time, saying, "God loves me!" Repeat as time and interest allow. Make sure that every child has a turn to hop along the path.

WHAT YOU SAY:

BEFORE THE ACTIVITY: "This month we're learning that **God loves me**. In fact, that's what it says right here on these hearts (*pointing as you read*) **God loves me**. Let's take turns! One at a time, I want you to hop along the path and say, '**God loves me.**'"

AFTER THE ACTIVITY: "Great hopping, friends! Tell me, **who loves you? God loves me!** Yes, He does! Today, we'll hear a story Jesus told about a guy who learned that God loves us no matter what. Let's go!"

TRANSITION: Move to Worship and Story by hopping together!




God Loves Me Hearts (1 of 3) • Color • Heart Hopscotch • May Week 3
Copy on cardstock and cut on dotted line. One set per activity.
CURRICULUM FOR 3-5-YEAR-OLDS • ©2020 The reThink Group. All rights reserved. • www.ThinkOrange.com

God Loves Me Hearts (2 of 3) • Color • Heart Hopscotch • May Week 3
Copy on cardstock and cut on dotted line. One set per activity.
3-5-YEAR-OLDS • ©2020 The reThink Group. All rights reserved. • www.ThinkOrange.com



God Loves Me Hearts (3 of 3) • Color • Heart Hopscotch • May Week 3
Copy on cardstock and cut on dotted line. One set per activity.
CURRICULUM FOR 3-5-YEAR-OLDS • ©2020 The reThink Group. All rights reserved. • www.ThinkOrange.com



PRELUDE SOCIAL WORSHIP STORY **GROUPS** HOME

25 MINUTES

LIVE FOR GOD APPLICATION ACTIVITY



CREATE

an activity that allows preschoolers to review the Bible story, bottom line, or memory verse by creating a craft to take home

BIBLE STORY

God loves me no matter what.

**PRODIGAL SON
LUKE 15:11-24**

MEMORY VERSE

"Nothing at all can separate us from God's love."

ROMANS 8:39, NIRV

KEY QUESTION

Who loves you?

BOTTOM LINE

God loves me.

BASIC TRUTH

God loves me.

5. PATH

WHAT YOU NEED: "Path" and "Boy" Activity Pages, cardstock, craft blade, small craft sticks, scissors, clear tape, and crayons

WHAT YOU DO:

BEFORE THE ACTIVITY: Copy the "Path" Activity Page onto the cardstock. Use the craft blade to cut a slit along the path on the Activity Page. Copy the "Boy" Activity Page onto the cardstock and cut on the dotted lines. Each child will need one cutout.

DURING THE ACTIVITY: Give each child a "Path" Activity Page and the crayons. Invite the children to color the Activity Page. Help the child tape the "Boy" cut-out to the top of a craft stick. Place the bottom of the craft stick through the slit and help the children move the boy along the path.

WHAT YOU SAY:


BEFORE THE ACTIVITY: "The boy in our Bible story today made some bad choices but came home to his father. His father still loved him even though he made bad choices."

DURING THE ACTIVITY: (Give each child an Activity Page.) "This is like the path that the boy traveled home to his father. Use your crayons to color the grass and the trees. (Do activity.) Great job! Now, we will make the boy so he can go home to his father." (Finish activity.)

AFTER THE ACTIVITY: "Your crafts are so cool! The boy can go down the path to his father (demonstrate). The father still loved his son no matter what he did. Just like God will always love us no matter what! **Who loves you? God loves me!**"

God loves me.

Prodigal Son • Luke 15:11-24



Path • Path • May Week 3

Copy on cardstock and cut on dotted lines. One page per child.

CURRICULUM FOR 3-5-YEAR-OLDS • ©2020 The reThink Group. All rights reserved. • www.ThinkOrange.com

