



TRINITY  
GRACE  
CHURCH

# PRESCHOOL ACTIVITY GUIDE

SUNDAY, MAY 31, 2020

## **BIBLE STORY**

God loves me, and  
I am special to Him.

## **THE LOST COIN**

LUKE 15: 8-10

## **MEMORY VERSE**

“Nothing at all can separate us From God’s love.”

ROMANS 3:39, NIRV

## **KEY QUESTION**

Who loves you?

## **BOTTOM LINE**

God loves me.

## **BASIC TRUTH**

God loves me.

## **QUESTIONS?**

Contact us with any questions you have about this activity guide. Please note, we can best support you during the week (Monday thru Friday). No question is too big or too small. We’re here to help! With love, Elisa Booker and Danielle Swink.

# Lemonade Stand

Parent Cue • Preschool • Week of May 31st



Have fun learning and playing with your preschooler.  
First, watch this video:

<https://bit.ly/LemonadeStandWeek5>

Then, follow up with the fun activities below!

## BIBLE STORY

The Lost Coin  
(Luke 15:8-10)

## REMEMBER THIS

“Nothing at all can ever separate us from God’s love.”  
Romans 8:39, NIV

## SAY THIS

Who loves you?  
God loves me.

## WHAT YOU NEED:

Various musical instruments  
(pots, pans, and wooden spoons work)

## WHAT YOU DO:

Pass out the instruments and have everyone line up behind you. Wave your arms back and forth like a conductor as you lead everyone in a march around the room. Lower your arms as a signal for the children to stop playing and marching. Say **God loves me** and then march again!

## WHAT YOU SAY:

“Now that was a fun celebration parade! I love celebrating that God loves us! You are SO special to God, and He loves you very much. One more time, tell me, **who loves you? God loves me.**”

## Activity: Celebration Parade

## Prayer


“Dear God, thank You for this story Jesus told. Just like that coin was very special to the woman in the story, we know that we are VERY special to You. Thank you for loving us, always. We love You, too. In Jesus’ name we pray, amen.”



PARENT  
CUE

Download the free **Parent Cue App**  
AVAILABLE FOR IOS AND ANDROID DEVICES

©2020 THE RETHINK GROUP, INC.  
ALL RIGHTS RESERVED.



25 MINUTES

LIVE FOR GOD APPLICATION ACTIVITY



THINK

an advanced activity specifically designed for older preschoolers

BIBLE STORY

God loves me, and I am special to Him.

THE LOST COIN LUKE 15: 8-10

MEMORY VERSE

"Nothing at all can separate us from God's love."

ROMANS 8:39, NIRV

KEY QUESTION

Who loves you?

BOTTOM LINE

God loves me.

BASIC TRUTH

God loves me.

3. HIDDEN COINS

WHAT YOU NEED: "Lost Coins" Activity Page, cardstock, washable markers or crayons

WHAT YOU DO:


BEFORE THE ACTIVITY: Copy the "Lost Coins" Activity Page onto cardstock, one per child. Place the markers or crayons on the table.

DURING THE ACTIVITY: Pass out a "Lost Coins" Activity Page to each child. Encourage the children to search the picture to find ten coins. When they find a coin on the page, they circle it with a crayon or marker. When they've found all ten coins, children may color the rest of the page.


WHAT YOU SAY:

DURING THE ACTIVITY: "This is the scene from our Bible story today. The woman in our story searched for one lost coin! But on this page, ten coins are hidden. Do you think you can find all ten? I think you can. As you find a coin, circle it with your crayon or marker."

AFTER THE ACTIVITY: "What great finders you are! Let's count all ten of the coins we found together. (Lead children to point to the coins as they count to ten.) The woman in our Bible story searched and searched and was SO happy when she found the coin. It was special for her! And guess what? YOU are special to God because God loves you."



**God loves me.**  
The Lost Coin • Luke 15:8-10



PRELUDE      SOCIAL      WORSHIP      STORY      **GROUPS**      HOME

25 MINUTES

**PRAY  
TO GOD**  
PRAYER  
ACTIVITY



**REFLECT**

an activity that encourages personal application and prayer

**BIBLE STORY**

God loves me, and I am special to Him.

**THE LOST COIN**  
**LUKE 15: 8-10**

**MEMORY VERSE**

"Nothing at all can separate us from God's love."

**ROMANS 8:39, NIRV**

**KEY QUESTION**

Who loves you?

**BOTTOM LINE**

God loves me.

**BASIC TRUTH**

God loves me.

**6. JOURNAL AND PRAYER**

**WHAT YOU NEED:** Paperclip "Memory Verse Card" in your Bible at Romans 8:39. Provide a journal and a fun-shaped pen for each small group. You will also need reward stickers or a hand stamp for saying the Bible verse.

**SMALL GROUP LEADER (SGL):** "It's small group time. I want each of you to walk your own special way to our small group spot. You can tip-toe or hop, or walk like a penguin. Choose however you want to walk! I will (*name your special way of walking*). Okay, follow me in your own special way!"

*(Walk in your own special way as you lead the children to your small group spot.)*

**SGL:** "That was fun! We all walked in our own special way. Cool! Now, let's sit down and talk about today's Bible story. One, two, three, sit down with me!"

*(Open the Bible and lay it in front of the children.)*

**SGL:** "Today, we heard a story about a woman who lost one of her coins. What did the woman do when she lost her coin? (*Pause.*) You're right! She looked and looked and looked until she found it. The coin must have been very special to her!


"Jesus told this story because He wants us to know that we are special to God. God loves us and wants us to always be with Him. And nothing, NOTHING, can ever separate us from God's love. Just like it says in the Bible verse we learned."

*(Turn the pages of your Bible to the Memory Verse Card.)*

**SGL:** "Let's say it one time together, then anyone who wants to say it can give it a try!"

**CHILDREN AND SGL:** "Nothing at all (*shake head and wave your arms in front of you*) can separate (*lock your fingers together*) us from God's (*point up with both hands*) love (*hug yourself*). Romans 8:39." (*Open your hands like a book.*)

**SGL:** "You sound awesome! Good job!"



PRELUDE      SOCIAL      WORSHIP      STORY      **GROUPS**      HOME

25 MINUTES

**PRAY  
TO GOD  
PRAYER  
ACTIVITY**



**REFLECT**  
an activity that encourages personal application and prayer

*(Give each child a high five.)*

**SGL:** "When it's your turn to say the Bible verse, you can stand up and try it."

*(Say each child's name. Give each child the opportunity to say the verse on their own. Have your stickers or handstamp ready to give when they say it.)*

**SGL:** "I am so proud of you, (name of child)! Here is your sticker (or handstamp)!"

*(Repeat with each child as they try to say the Bible verse.)*

**SGL:** "Now, it's time to write in our journal and pray."

*(Hold journal and fun-shaped pen.)*

**SGL:** "Today, I want to write down things that are special about us. When I say your name, tell me one thing that you like about yourself, something you think is pretty special."

"We already know we are special to God, simply because He made us and loves us. That is the most special thing about us! But we also have other things about us that are pretty special. Maybe it's the way you sing or run or draw. Maybe you have a special freckle or laugh. We are all special!"

"So, when I say your name, tell me something special about you, and I'll write it down."

*(Say each child's name and write down what they say. Remember to print the names so the children recognize their names and the letters.)*

**SGL:** "Wow! This is a special list about some very special people. Let's pray and thank God for loving us so much and making us special. Would anyone like to pray before I pray?"

*(Give each child who wants to pray the opportunity to do so.)*

**PRAYER**

**SGL:** "Dear God, sometimes we forget how special we are to You. Thank You for reminding us that we are special. Thank You for (name of child)'s special (what they listed.) And for (name of child)'s special (what they listed.)(Repeat with each child.) I hope we never forget that You made us and love us, and that makes us all pretty special! We love You, God. In Jesus' name, amen."