



TRINITY
GRACE
CHURCH

PRESCHOOL ACTIVITY GUIDE

SUNDAY, APRIL 26, 2020

INTRODUCTION

Following the leader is definitely something preschoolers love and understand. What they need to learn is that throughout life there will be countless choices of leaders they can follow. We want them to know who the best leader is to follow. And that is Jesus! Jesus is the best leader we can follow!

BIBLE STORY

Jesus wants me to tell
Others He is alive.

GREAT COMMISSION

MATTHEW 28:19-20

MEMORY VERSE

"I am alive for ever and ever!"

REVELATION 1:18, NIV

KEY QUESTION


Who is alive?

BOTTOM LINE


Jesus is alive.

BASIC TRUTH

Jesus wants to be my friend forever.



BLOOM
 Parent Cue • Preschool • Week of April 26th



Have fun learning and playing with your preschooler.
 First, watch this video:
<https://bit.ly/BloomWeek4>
 Then, follow up with the fun activity below!

BIBLE STORY
 Great Commission
 Matthew 28:19-20

REMEMBER THIS
 “I am alive
 for ever and ever!”
 Revelation 1:18 NIV

SAY THIS
 Who is alive?
 Jesus is alive!

WHAT YOU NEED: **ACTIVITY**
 Toy cars

WHAT YOU DO:
 Encourage your child to drive their toy cars to different places in your home. When they arrive, ask them to shout, “Jesus is alive!” Then, drive to another spot and do it again!

WHAT YOU SAY:
 “In our Bible story, we heard about a very important job Jesus gave to all of His friends. Do you remember what the special job is? (Pause.) Yes, Jesus told all of His friends to tell everyone everywhere that **Jesus is alive**. We can do the important job too! **WE** can tell everyone everywhere that **Jesus is alive!**”


PRAYER

“Dear God,
 We want to do the important job Jesus gave us and tell everyone everywhere that **Jesus is alive** and we can follow Him. Please help us do this very important job so everyone will know how much Jesus loves them and that He wants to be their friend forever. We love You, God. In Jesus’ name, amen.”



Download the free **Parent Cue App**
 AVAILABLE FOR IOS AND ANDROID DEVICES

©2020 THE RETHINK GROUP, INC.
 ALL RIGHTS RESERVED.



PRELUDE SOCIAL WORSHIP STORY **GROUPS** HOME

25 MINUTES

LIVE FOR GOD
APPLICATION
ACTIVITY



CREATE
an activity that allows preschoolers to review the Bible story, bottom line, or memory verse by creating a craft to take home

BIBLE STORY
Jesus wants me to tell others He is alive.
GREAT COMMISSION
MATTHEW 28:19-20

5. PLANTING SEEDS
Be sure to list the items you will be using today on the "Allergy Alert Poster" and post it at the door to your room.

MEMORY VERSE
"I am alive for ever and ever!"
REVELATION 1:18, NIV

WHAT YOU NEED: "Allergy Alert Poster," a plastic tablecloth, clear punch cups (*one per child*), potting soil, a small spade or large kitchen spoon, seeds (*marigold seeds or other annual flower*), a pitcher of water, "Parent Note" Activity Page, cardstock, scissors, "Planting Seeds Label" Activity Page, and Avery® labels #5160 or equivalent

KEY QUESTION
Who is alive?

WHAT YOU DO:
BEFORE THE ACTIVITY: Copy "Allergy Alert Poster" on cardstock and hang it on the door. Cover the table with a tablecloth. Copy "Parent Note" onto cardstock and cut apart (*one note per child*). Copy the "Planting Seeds Label" onto the label paper (*one label per child*). Spoon an inch or so of potting soil into each cup with the spade or spoon. Set one cup at each spot at the table. Place the seed packets in the center of the table.

BOTTOM LINE
Jesus is alive.


DURING THE ACTIVITY: Walk around the tables and give each child a seed or two to place in the soil. Then help them use the spade or spoon to cover the seed with another inch of soil and then pour a very small amount of water on top of the soil. Give each child a label to place on the side of the cup.

BASIC TRUTH
Jesus wants to be my friend forever.

AFTER THE ACTIVITY: Collect the cups of soil and set aside for pick up. Make sure to place a Parent Note with each cup. Pick up the tablecloth by the corners and discard. Set all planting materials out of reach of children.

WHAT YOU SAY:
BEFORE THE ACTIVITY: "I thought it would be fun to plant some seeds. It can remind us that **Jesus is alive!** First, we're going to put a seed or two in the soil, then we'll cover it with some more soil, and finally we'll add a tiny bit of water. You can take these home and put them in a sunny spot as a reminder that Jesus is alive!" (*Do activity.*)

AFTER THE ACTIVITY: "These plants remind me of something very important! **Jesus is alive** and we can follow Him. Let's tell everyone everywhere that **Jesus is alive!**"



PRELUDE SOCIAL WORSHIP STORY GROUPS HOME

25 MINUTES

LIVE FOR GOD APPLICATION ACTIVITY



MOVE
an activity that uses a preschooler's natural desire to move to help them learn

BIBLE STORY
Jesus wants me to tell others He is alive.
GREAT COMMISSION MATTHEW 28:19-20

4. TREASURE PARACHUTE
WHAT YOU NEED: A parachute or large sheet

MEMORY VERSE
"I am alive for ever and ever!"
REVELATION 1:18, NIV

WHAT YOU DO:
BEFORE THE ACTIVITY: Lay the parachute flat on the floor.

KEY QUESTION
Who is alive?

DURING THE ACTIVITY: Ask the children to stand around the parachute with you, and invite them to each pick up a section of the parachute. Invite the children to hold the parachute down low, say, "Jesus," and then raise the parachute high and say, "is alive." Repeat several times.

BOTTOM LINE
Jesus is alive.

WHAT YOU SAY:
BEFORE THE ACTIVITY: "Jesus is alive!"

BASIC TRUTH
Jesus wants to be my friend forever.

DURING THE ACTIVITY: "Let's play with the parachute and tell everyone that **Jesus is alive**. Hold the parachute low and say, 'Jesus,' and then hold the parachute up high and say, 'IS ALIVE!'" (Demonstrate and do activity several times.)

AFTER THE ACTIVITY: "Awesome job! **Jesus is alive!** We can tell everyone! **Who is alive? Jesus is alive!**"

QUESTIONS?

Contact us with any questions you have about this activity guide. Please note, we can best support you during the week (Monday thru Friday). No question is too big or too small. We're here to help! With love, Elisa Booker and Danielle Swink.