



TRINITY
GRACE
CHURCH

LOWER PRESCHOOL ACTIVITY GUIDE

SUNDAY, MAY 10, 2020

INTRODUCTION

Following the leader is definitely something preschoolers love and understand. What they need to learn is that throughout life there will be countless choices of leaders they can follow. We want them to know who the best leader is to follow. And that is Jesus! Jesus is the best leader we can follow!

BIBLE STORY

God loves me and
Has a plan for me.

ESTHER

ESTHER 2:2-8:17

MEMORY VERSE

“Nothing at all can separate us
From God’s love.”

ROMANS 3:39, NIRV

KEY QUESTION

Who loves you?

BOTTOM LINE


God loves me.

BASIC TRUTH

God loves me.

Lemonade Stand

Parent Cue • Preschool • Week of May 10th



Have fun learning and playing with your preschooler.

First, watch this video:

<https://bit.ly/LemonadeStandWeek2>

Then, follow up with the fun activities below!

BIBLE STORY

Esther
Esther 2:2-8:17

REMEMBER THIS

“Nothing at all can
ever separate us
from God’s love.”
Romans 8:39, NIV

SAY THIS

Who loves you?
God loves me.



WHAT YOU NEED:

No supplies needed

WHAT YOU DO:

Gather everyone to stand in front of you. Tell them that you have a plan. Create a two-step plan using a combination of the instructions below. State the plan and then follow it together. Continue creating different plans being sure to start with, “I have a plan.” Allow older children to state the plan.

Instructions are: Jump, touch toes, raise arms, shake hands, march in place, freeze, turn around, sit down.

WHAT YOU SAY:

“Let’s play a fun game. I’m going to tell you a plan, and you follow it. Are you ready? I have a plan. Jump and then touch your toes. (Do together.) Awesome! I have another plan. (Continue creating plans.) You did a great job following the plans! Today in our Bible story, we learned that Someone has a plan for us. Who is it? Yes, God! God loves us and has a plan for us. **Who loves you? God loves me.**”

Activity: Follow the Plan

Prayer

“God, You are such a good God! Thank You for Your plan for Esther. Thank You for the plans You have for each one of us. Your plan is the BEST plan and You love us so much! And, we love You! In Jesus’ name we pray, amen.”



PARENT
CUE

Download the free **Parent Cue App**
AVAILABLE FOR IOS AND ANDROID DEVICES

©2020 THE RETHINK GROUP, INC.
ALL RIGHTS RESERVED.



PRELUDE

SOCIAL

WORSHIP

STORY

GROUPS

HOME

15 MINUTES

BIBLE STORY

God loves me and has a plan for me.

ESTHER
ESTHER 2:2-8:17



MOVE

an activity that uses a preschooler's natural desire to move to help them learn

MEMORY VERSE

"Nothing at all can separate us from God's love."

ROMANS 8:39, NIRV

KEY QUESTION

Who loves you?

BOTTOM LINE

God loves me.

BASIC TRUTH

God loves me.

1. TWO STEP PLAN

WHAT YOU NEED: No supplies needed

WHAT YOU DO:

BEFORE THE ACTIVITY: Have the children stand in front of you.

DURING THE ACTIVITY: Tell the children that you have a plan. Give them two step instructions. Instructions are: Jump then touch toes, raise arms then shake hands, march in place then freeze, and turn around and then sit down. Repeat as desired.


WHAT YOU SAY:

BEFORE THE ACTIVITY: "We are going to do something fun! I have a PLAN!"

DURING THE ACTIVITY: "Please listen carefully to my plan. First, jump really high, then touch your toes. (*Demonstrate and do activity.*) Great job! Are you ready for more of my plan? (*Pause*) Here we go! Raise your arms, then shake your hands. (*Demonstrate and do activity.*) Way to go! Now, let's march, then freeze! (*Demonstrate and do activity.*) We're almost done with my plan! Everyone, turn around and sit down." (*Demonstrate and finish activity.*)

AFTER THE ACTIVITY: "You did a great job following my plan! Today, we will hear a Bible story about how God has a plan for all of us."

TRANSITION: Move to Bible story time by telling the children that you have a plan that they will walk to the story area and hear a Bible story.



PRELUDE SOCIAL WORSHIP STORY GROUPS HOME

25 MINUTES

LIVE FOR GOD APPLICATION ACTIVITY



CREATE

an activity that allows preschoolers to review the Bible story, bottom line, or memory verse by creating a craft to take home

BIBLE STORY
God loves me and has a plan for me.
ESTHER
ESTHER 2:2-8:17

4. CROWN
WHAT YOU NEED: "Crown Label" Activity Page, Avery® #5160 labels or equivalent, bulletin board border with scalloped edges, scissors, tape, and jewel stickers
WHAT YOU DO:
BEFORE THE ACTIVITY: Copy the "Crown Label" Activity Page onto the label paper and set aside. Cut the border into separate pieces. The pieces need to be long enough to fit around a child's head. Each child needs a piece of border.

MEMORY VERSE
"Nothing at all can separate us from God's love."
ROMANS 8:39, NIRV

DURING THE ACTIVITY: Give each child a piece of border and the stickers. Help the child decorate the border with the stickers to make a crown. Place the label on the crown.
AFTER THE ACTIVITY: Tape the crown at the ends around the child's head.

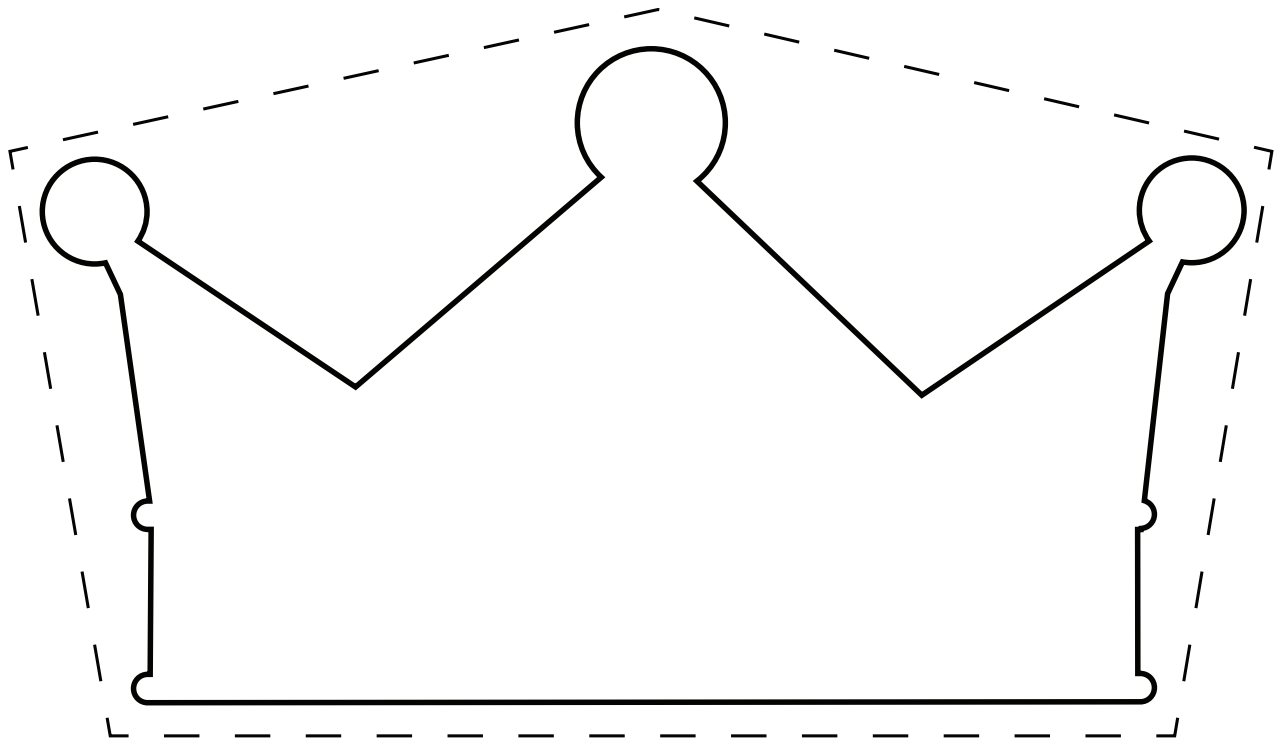
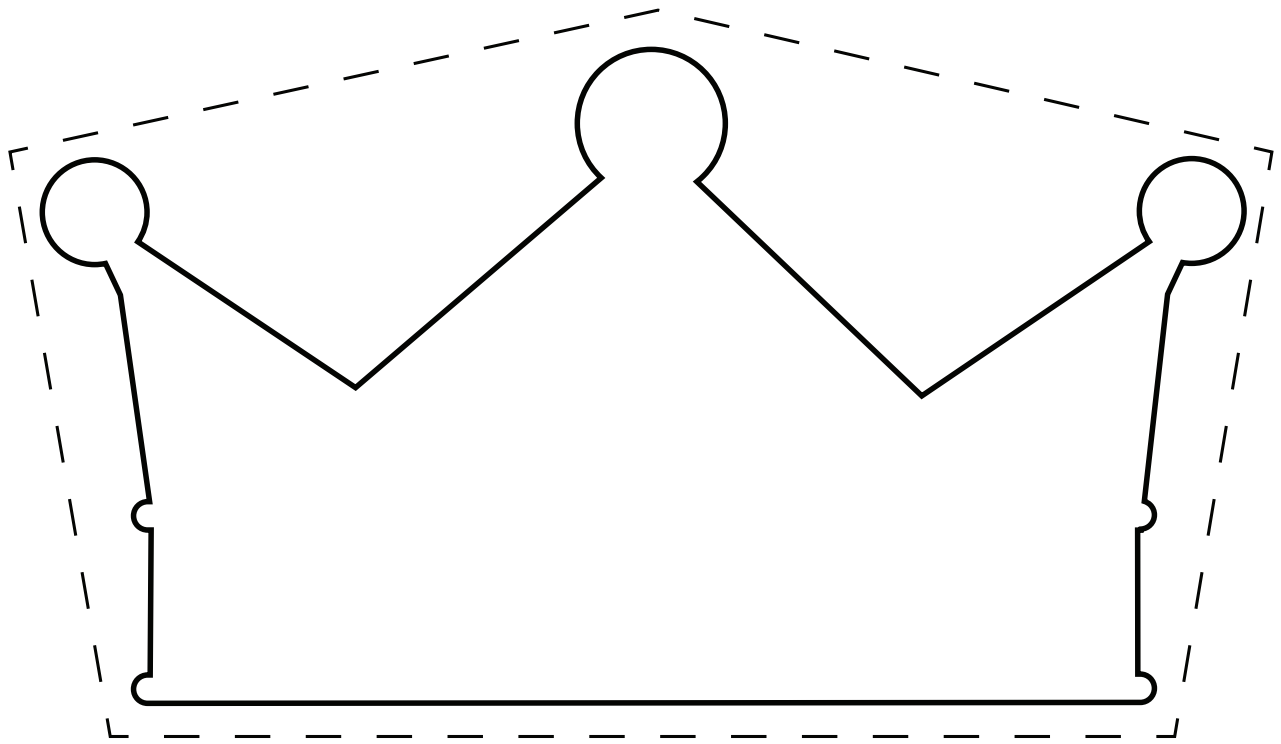
KEY QUESTION
Who loves you?

WHAT YOU SAY:
BEFORE THE ACTIVITY: "Today, we heard an awesome Bible story about Queen Esther."
DURING THE ACTIVITY: "We are going to make a crown just like Queen Esther's. (Give each child a piece of border and the stickers.) This will be your crown. Use the stickers to decorate your crown." (Do activity.)

BOTTOM LINE
God loves me.

AFTER THE ACTIVITY: "WOW! I love your crowns! God had a plan for Queen Esther, and He has a plan for us too! Who loves you? God loves me!"

BASIC TRUTH
God loves me.



Crown • *Crowned with Jewels* • May Week 2
Copy on cardstock , laminate, and cut on dotted lines. Several crowns for activity.
CURRICULUM FOR 3-5-YEAR-OLDS • ©2020 The reThink Group. All rights reserved. • www.ThinkOrange.com

QUESTIONS?

Contact us with any questions you have about this activity guide. Please note, we can best support you during the week (Monday thru Friday). No question is too big or too small. We're here to help! With love, Elisa Booker and Danielle Swink.