



TRINITY
GRACE
CHURCH

LOWER PRESCHOOL ACTIVITY GUIDE

SUNDAY, MAY 24, 2020

BIBLE STORY

God loves me and sent Jesus to

Be my friend forever.

GOD GAVE HIS ONLY SON

JOHN 3:16

MEMORY VERSE

“Nothing at all can separate us From God’s love.”

ROMANS 3:39, NIRV

KEY QUESTION

Who loves you?

BOTTOM LINE

God loves me.

BASIC TRUTH

God loves me.

QUESTIONS?

Contact us with any questions you have about this activity guide. Please note, we can best support you during the week (Monday thru Friday). No question is too big or too small. We’re here to help! With love, Elisa Booker and Danielle Swink.

Lemonade Stand

Parent Cue • Preschool • Week of May 24th



Have fun learning and playing with your preschooler.
First, watch this video:
<https://bit.ly/LemonadeStandWeek4>
Then, follow up with the fun activities below!

BIBLE STORY

God Gave His Only Son
(John 3:16)

REMEMBER THIS

"Nothing at all can ever separate us from God's love."
Romans 8:39, NIV

SAY THIS

Who loves you?
God loves me.

WHAT YOU NEED:

Paper plates, crayons,
green construction paper,
scissors, glue sticks, pencil

WHAT YOU DO:

Trace your child's hand on the green construction paper and cut it out, or have child cut it out if able. Color the paper plate blue. Glue paper hand to the center of the plate. Draw a heart in the middle of their hand cutout.

WHAT YOU SAY:

"In our story, we learned that God loves me and you, and everyone in the whole wide world! God loves the world so much that He gave us Jesus to be our friend forever. **Who loves you? God loves me.**"

Activity: God Sent Jesus

Prayer


"Dear God, thank You for loving us SO much that you sent Jesus to be our friend forever. Help us to show that love to others this week. We love You. In Jesus' name we pray, amen."



PARENT
CUE

Download the free **Parent Cue App**
AVAILABLE FOR IOS AND ANDROID DEVICES

©2020 THE RE-THINK GROUP, INC.
ALL RIGHTS RESERVED.



PRELUDE SOCIAL WORSHIP STORY **GROUPS** HOME

25 MINUTES

LIVE FOR GOD APPLICATION ACTIVITY



CREATE

an activity that allows preschoolers to review the Bible story, bottom line, or memory verse by creating a craft to take home

BIBLE STORY

God loves me and sent Jesus to be my friend forever.

GOD GAVE HIS ONLY SON JOHN 3:16

MEMORY VERSE

"Nothing at all can separate us from God's love."

ROMANS 8:39, NIRV

KEY QUESTION

Who loves you?

BOTTOM LINE

God loves me.

BASIC TRUTH

God loves me.

4. GOD SENT JESUS

WHAT YOU NEED: "Sent" Activity Page, cardstock, scissors, crayons, foam heart stickers, and bow stickers Option: "Bow Stickers" Activity Page and Online Labels #OL1025WX – 1" Circle Label

WHAT YOU DO:

BEFORE THE ACTIVITY: Copy the Activity Page onto the cardstock and cut on the dotted lines. Each child will need one half page. Option: Copy "Bow Stickers on 1" circle labels. Each child will need one.

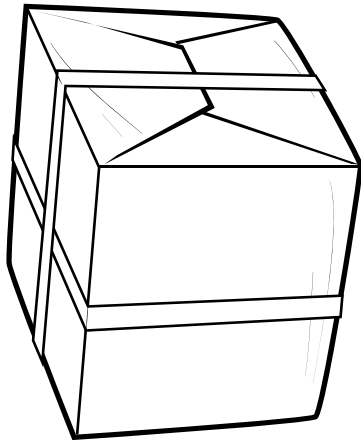
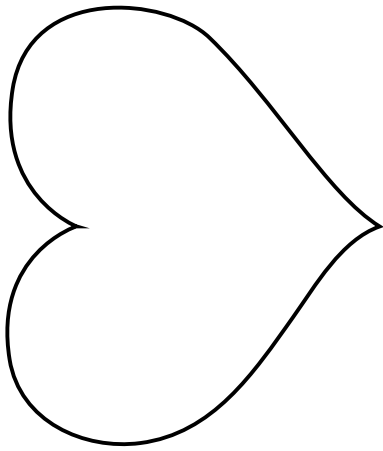
DURING THE ACTIVITY: Encourage the children to use the crayons to color the gift on the page. Help the children place the foam heart inside the heart on the page and the bow sticker on top of the gift that they colored.

WHAT YOU SAY:

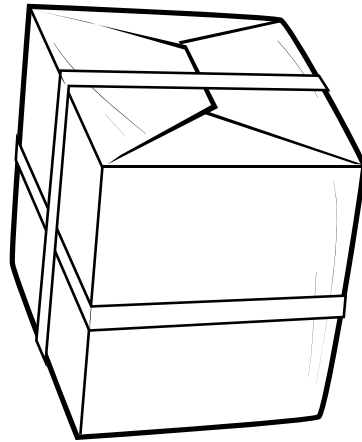
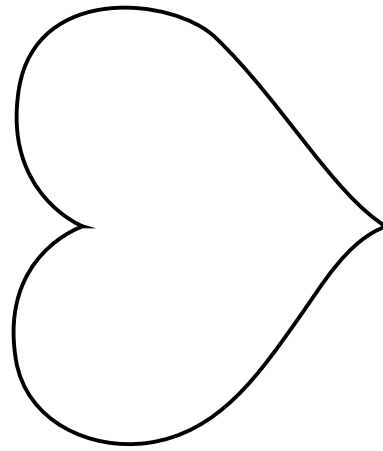
BEFORE THE ACTIVITY: "God sent Jesus to be our friend forever! Jesus is the BEST gift!"

DURING THE ACTIVITY: (Give each child one half of an Activity Page.) "Our page tells us that God gave us Jesus and that He wants to be our friend forever. Color the gift. (Do activity.) Great job! God loves us SO much that He gave us Jesus. Let's put a heart on our page. (Continue the activity.) Perfect! Now let's put a bow on the gift (point) so that we can show our families that God gave us Jesus!"

AFTER THE ACTIVITY: "Great job! God loves us so much that He sent us Jesus to be our friend forever! **Who loves you? God loves me!**"



God loves me and sent Jesus to be my friend forever.



God loves me and sent Jesus to be my friend forever.

