



TRINITY  
GRACE  
CHURCH

# LOWER PRESCHOOL ACTIVITY GUIDE

SUNDAY, APRIL 26, 2020

## INTRODUCTION

Following the leader is definitely something preschoolers love and understand. What they need to learn is that throughout life there will be countless choices of leaders they can follow. We want them to know who the best leader is to follow. And that is Jesus! Jesus is the best leader we can follow!

## BIBLE STORY

Jesus wants me to tell  
Others He is alive.

## GREAT COMMISSION

MATTHEW 28:19-20

## MEMORY VERSE

"I am alive for ever and ever!"

REVELATION 1:18, NIV

## KEY QUESTION

Who is alive?


## BOTTOM LINE

Jesus is alive.

## BASIC TRUTH

Jesus wants to be my friend forever.

## QUESTIONS?



# BLOOM


Parent Cue • Preschool • Week of April 26th

Have fun learning and playing with your preschooler.

First, watch this video:

<https://bit.ly/BloomWeek4>

Then, follow up with the fun activity below!



## BIBLE STORY

Great Commission  
Matthew 28:19-20

## REMEMBER THIS

“I am alive  
for ever and ever!”  
Revelation 1:18 NIV

## SAY THIS

Who is alive?  
Jesus is alive!

## WHAT YOU NEED:

Toy cars

# ACTIVITY

## WHAT YOU DO:

Encourage your child to drive their toy cars to different places in your home. When they arrive, ask them to shout, “Jesus is alive!” Then, drive to another spot and do it again!

## WHAT YOU SAY:

“In our Bible story, we heard about a very important job Jesus gave to all of His friends. Do you remember what the special job is? (Pause.) Yes, Jesus told all of His friends to tell everyone everywhere that **Jesus is alive**. We can do the important job too! **WE** can tell everyone everywhere that **Jesus is alive!**”

# PRAYER

“Dear God,


We want to do the important job Jesus gave us and tell everyone everywhere that **Jesus is alive** and we can follow Him. Please help us do this very important job so everyone will know how much Jesus loves them and that He wants to be their friend forever. We love You, God. In Jesus’ name, amen.”



**PARENT  
CUE**

Download the free **Parent Cue App**  
AVAILABLE FOR IOS AND ANDROID DEVICES

©2020 THE RETHINK GROUP, INC.  
ALL RIGHTS RESERVED.



PRELUDE      SOCIAL      WORSHIP      STORY      **GROUPS**      HOME

25 MINUTES

**LIVE  
FOR GOD  
APPLICATION  
ACTIVITY**



**CREATE**

an activity that allows preschoolers to review the Bible story, bottom line, or memory verse by creating a craft to take home

**BIBLE STORY**

Jesus wants me to tell others He is alive.

**GREAT COMMISSION  
MATTHEW 28:19-20**

**4. TALKING PUPPETS**

**WHAT YOU NEED:** "Talking Label" Activity Page, Avery® #5160 labels or equivalent, small paper lunch sacks, crayons, and facial stickers

*(Optional: You may choose to provide more supplies to decorate the puppet. You may want to use yarn for hair, googly eyes, and fabric for clothing.)*

**WHAT YOU DO:**

**BEFORE THE ACTIVITY:** Copy the Activity Page onto the label paper and set aside.

**DURING THE ACTIVITY:** Give each child a lunch sack, crayons, and the other supplies that you have chosen. Help the children decorate the side of the bag with the flap to look like a person.

**AFTER THE ACTIVITY:** Place the label on the back of the puppet. Help the children put the sack on their hand so that their fingers make the flap move as if it were talking.

**WHAT YOU SAY:**

**BEFORE THE ACTIVITY:** "Let's make a puppet that can tell everyone that **Jesus is alive.**"

**DURING THE ACTIVITY:** "We need to make our puppets look like people. We can use the crayons and other supplies." *(Point and do activity.)*

**AFTER THE ACTIVITY:** "Your puppets look awesome! *(Help the children put their puppets on.)* You can make them talk and tell everyone that **Jesus is alive. Who is alive? Jesus is alive!**"

**MEMORY VERSE**

"I am alive for ever and ever!"

**REVELATION 1:18, NIV**

**KEY QUESTION**

Who is alive?

**BOTTOM LINE**

Jesus is alive.

**BASIC TRUTH**

Jesus wants to be my friend forever.

Contact us with any questions you have about this activity guide. Please note, we can best support you during the week (Monday thru Friday). No question is too big or too small. We're here to help! With love, Elisa Booker and Danielle Swink.



PRELUDE SOCIAL WORSHIP STORY GROUPS HOME

25 MINUTES

**LIVE FOR GOD APPLICATION ACTIVITY**



**MOVE**  
an activity that uses a preschooler's natural desire to move to help them learn

**BIBLE STORY**  
Jesus wants me to tell others He is alive.  
**GREAT COMMISSION MATTHEW 28:19-20**

**3. FOUR CORNERS**  
**WHAT YOU NEED:** "Four Corners" Activity Pages, cardstock, and wall tape  
**WHAT YOU DO:**  
**BEFORE THE ACTIVITY:** Copy the Activity Pages onto cardstock. You will have four separate pages. Hang one page in each corner of the activity area at preschool level.

**MEMORY VERSE**  
"I am alive for ever and ever!"  
**REVELATION 1:18, NIV**

**DURING THE ACTIVITY:** Have the children stand in the middle of the activity area and say "We can tell \_\_\_\_\_ that **Jesus is alive.**" You can say: doctor, police officer, firefighter, or teacher. Instruct the children to go to the corner with the picture of the person that you used. Continue the activity by saying the phrase for each picture and having the children visit each corner. Repeat as desired.

**KEY QUESTION**  
Who is alive?

**WHAT YOU SAY:**  
**BEFORE THE ACTIVITY:** "We have pictures around our room. There is a picture of a doctor (*point*), a firefighter (*point*), a police officer (*point*), and a teacher (*point*)."

**BOTTOM LINE**  
Jesus is alive.

**DURING THE ACTIVITY:** "Everyone, stand in the middle. (*Point.*) Listen very carefully to what I say, and go to the picture that I am talking about. Are you ready? (*Pause.*) We can tell a teacher that **Jesus is alive.** Everyone, go to the corner that has the picture of a teacher. (*Pause.*) Great job! Let's do it again!" (*Continue activity.*)

**BASIC TRUTH**  
Jesus wants to be my friend forever.

**AFTER THE ACTIVITY:** "That was so much fun! We can tell everyone that **Jesus is alive. Who is alive? Jesus is alive!**"

**Jesus wants me to tell  
others that He is alive!**  
Great Commission  
*Matthew 28:19-20*

**Jesus wants me to tell  
others that He is alive!**  
Great Commission  
*Matthew 28:19-20*

**Jesus wants me to tell  
others that He is alive!**  
Great Commission  
*Matthew 28:19-20*

**Jesus wants me to tell  
others that He is alive!**  
Great Commission  
*Matthew 28:19-20*

**Jesus wants me to tell  
others that He is alive!**  
Great Commission  
*Matthew 28:19-20*

**Jesus wants me to tell  
others that He is alive!**  
Great Commission  
*Matthew 28:19-20*

**Jesus wants me to tell  
others that He is alive!**  
Great Commission  
*Matthew 28:19-20*

**Jesus wants me to tell  
others that He is alive!**  
Great Commission  
*Matthew 28:19-20*

**Jesus wants me to tell  
others that He is alive!**  
Great Commission  
*Matthew 28:19-20*

**Jesus wants me to tell  
others that He is alive!**  
Great Commission  
*Matthew 28:19-20*

**Jesus wants me to tell  
others that He is alive!**  
Great Commission  
*Matthew 28:19-20*

**Jesus wants me to tell  
others that He is alive!**  
Great Commission  
*Matthew 28:19-20*

**Jesus wants me to tell  
others that He is alive!**  
Great Commission  
*Matthew 28:19-20*

**Jesus wants me to tell  
others that He is alive!**  
Great Commission  
*Matthew 28:19-20*

**Jesus wants me to tell  
others that He is alive!**  
Great Commission  
*Matthew 28:19-20*

**Jesus wants me to tell  
others that He is alive!**  
Great Commission  
*Matthew 28:19-20*

**Jesus wants me to tell  
others that He is alive!**  
Great Commission  
*Matthew 28:19-20*

**Jesus wants me to tell  
others that He is alive!**  
Great Commission  
*Matthew 28:19-20*

THIS ROW OF LABELS INTENTIONALLY LEF



Four Corners (2 of 4) • Color • *Four Corners* • April Week 4  
Copy on cardstock and cut on dotted line. One set per activity.

Four Corners (4 of 4) • Color • *Four Corners* • April Week 4  
Copy on cardstock and cut on dotted line. One set per activity.



Four Corners (1 of 4) • Color • Four Corners • April Week 4

Copy on cardstock and cut on dotted line. One set per activity.

Four Corners (3 of 4) • Color • Four Corners • April Week 4

Copy on cardstock and cut on dotted line. One set per activity.