



TRINITY
GRACE
CHURCH

LOWER PRESCHOOL ACTIVITY GUIDE

SUNDAY, APRIL 12 , 2020

INTRODUCTION

Following the leader is definitely something preschoolers love and understand. What they need to learn is that throughout life there will be countless choices of leaders they can follow. We want them to know who the best leader is to follow. And that is Jesus! Jesus is the best leader we can follow!

BIBLE STORY

Jesus is alive!

EASTER

MATHEW 26:20-50;

27:1-2; 28:1-7

MEMORY VERSE

"I am alive for ever and ever!"

REVELATION 1:18, NIV

KEY QUESTION

Who is alive?



BOTTOM LINE

Jesus is alive.


BASIC TRUTH

Jesus wants to be my friend forever.

QUESTIONS?



BLOOM
 Parent Cue • Preschool • Week of April 12th



Have fun learning and playing with your preschooler.
 First, watch this video:
bit.ly/BloomWeek2
 Then, follow up with the fun activity below!

BIBLE STORY

Easter
 Matthew 26:20-50;
 27:1-2; 28:1-7

REMEMBER THIS

“I am alive
 for ever and ever!”
 Revelation 1:18, NIV

SAY THIS

Who is alive?
 Jesus is alive!

ACTIVITY

WHAT YOU NEED:

Music player, “He’s Alive Oh Yeah” song (available on Spotify® or iTunes®) or other preschool music

WHAT YOU DO:

Play the song and encourage the children to sing and dance to the music. Stop the music and say, “Jesus is alive!” Then, re-start the music. Do it again!

WHAT YOU SAY:

“In today’s story, we learned about the true story of Easter. Jesus went away and came back just like He said He would. **Jesus is alive. Who is alive? Jesus is alive.**”

PRAYER


“Dear God,
 We celebrate that Jesus is Your Son. We celebrate that Jesus died and came back, just like He said He would. We celebrate that **Jesus is alive** and He wants to be our friend forever. Thank You for Jesus, God! We love You. In Jesus’ name, amen.”



**PARENT
 CUE**

Download the free **Parent Cue App**
AVAILABLE FOR IOS AND ANDROID DEVICES

©2020 THE RETHINK GROUP, INC.
 ALL RIGHTS RESERVED.



PRELUDE SOCIAL WORSHIP STORY **GROUPS** HOME

25 MINUTES

LIVE FOR GOD APPLICATION ACTIVITY



CREATE

an activity that allows preschoolers to review the Bible story, bottom line, or memory verse by creating a craft to take home

BIBLE STORY

Jesus is alive!

EASTER
MATTHEW 26:20-50;
27:1-2; 28:1-7

4. JESUS IS ALIVE!

WHAT YOU NEED: “Jesus by the Tomb” and “Stone” Activity Pages, gray and white cardstock, gray washi tape, scissors, and jumbo crayons

WHAT YOU DO:

BEFORE THE ACTIVITY: Make a copy of “Jesus by the Tomb” on white cardstock for each child. Make enough copies of “Stone” on gray cardstock for each child to have one stone cutout. Pre-cut the stones.

MEMORY VERSE

“I am alive for ever and ever!”

REVELATION 1:18, NIV

DURING THE ACTIVITY: Give each child one copy of “Jesus by the Tomb” and one stone cutout. As you review the story, give each child a piece of washi tape to tape the stone over the entrance of the tomb. Show the children how to move the stone to the side as you “roll the stone away” to show that **Jesus is alive**. Allow the children to color the rest of the page.

KEY QUESTION

Who is alive?

WHAT YOU SAY:

DURING THE ACTIVITY: (Give each child an Activity Page.) “This is a picture of Jesus. Can you put your finger on Jesus? There He is! Jesus is God’s Son, and He wants to be your friend forever. One day, something very sad happened to Jesus. People hurt Him so bad that He died. His friends put Jesus’ body in a tomb and rolled a big stone in front of it.

BOTTOM LINE

Jesus is alive.

(Give each child a stone cutout and piece of washi tape. Assist in taping the stone cutout in place.)

“But then something wonderful happened! On the third day—count to three with me: one, two, three—**JESUS CAME BACK!** (Show them how to push the stone to the side.) There’s Jesus! Put your finger on Jesus and say, ‘**Jesus is alive!**’” (Repeat several times.)

BASIC TRUTH

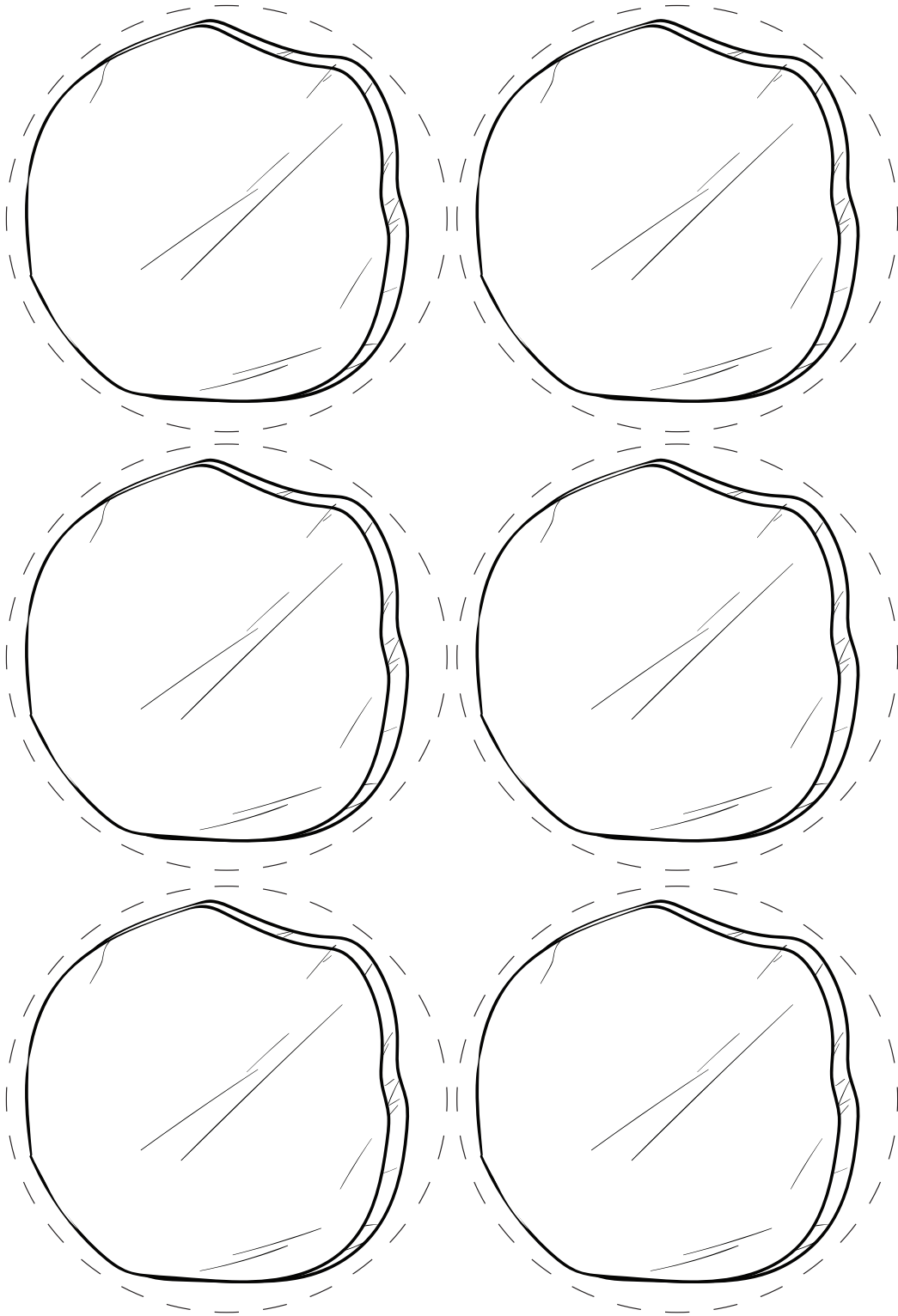
Jesus wants to be my friend forever.

AFTER THE ACTIVITY: “On Easter we celebrate that **Jesus is alive! Who is alive? Jesus is alive!**”



Jesus is alive!

Easter • Matthew 26:20-50; 27:1-2; 28:1-7



Stone • *Jesus is Alive!* • April Week 2

Copy on gray cardstock and cut on dotted lines. One cutout per child.

CURRICULUM FOR 2-YEAR-OLDS • ©2020 The reThink Group. All rights reserved. • www.ThinkOrange.com

Contact us with any questions you have about this activity guide. Please note, we can best support you during the week (Monday thru Friday). No question is too big or too small. We're here to help! With love, Elisa Booker and Danielle Swink.